



TAI-SAW TECHNOLOGY CO., LTD.

No. 3, Industrial 2nd Rd., Ping-Chen Industrial District,
Taoyuan, 324, Taiwan, R.O.C.

TEL: 886-3-4690038 FAX: 886-3-4697532
E-mail: tstsales@mail.taisaw.com Web: www.taisaw.com

Product Specifications Approval Sheet

Product Description: SAW Filter 1575.42 MHz SMD 2.0x1.6 mm (BW=2 MHz)

TST Part No.: TA2382A (CSP type)

Customer Part No.: _____

Customer signature required
Company: _____
Division: _____
Approved by : _____
Date: _____

Checked by: _____ David Chang *David*

Approved by: _____ Andy Yu *Andy Yu*

Date: _____ 2018/04/24

1. Customer signed back is required before TST can proceed with sample build and receive orders.
2. Orders received without customer signed back will be regarded as agreement on the specifications.
3. Any specifications changes must be approved upon by both parties and a new revision of specifications shall be released to reflect the changes.



TAI-SAW TECHNOLOGY CO., LTD.

No. 3, Industrial 2nd Rd., Ping-Chen Industrial District,
Taoyuan, 324, Taiwan, R.O.C.

TEL: 886-3-4690038 FAX: 886-3-4697532

E-mail: tstsales@mail.taisaw.com Web: www.taisaw.com

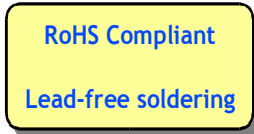
SAW Filter 1575.42 MHz

MODEL NO.: TA2382A

REV. NO.:1

A. MAXIMUM RATING:

1. Input Power Level: 10 dB_m
2. DC voltage: 7.5 V
3. Operating Temperature: -40°C to +85°C
4. Storage Temperature: -40°C to +95°C
5. Moisture Sensitivity Level: Level 3(MSL3)

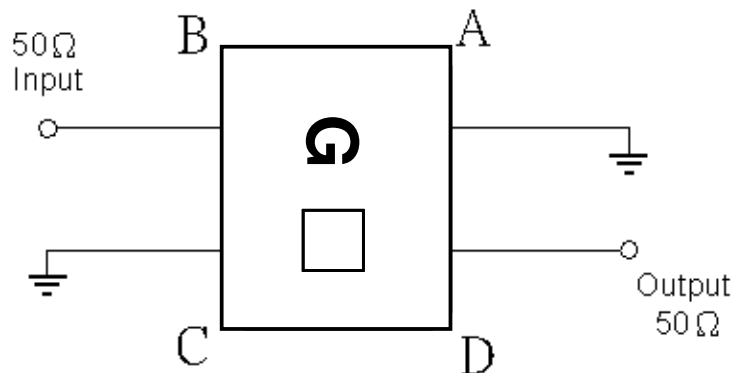


Electrostatic Sensitive Device (ESD)

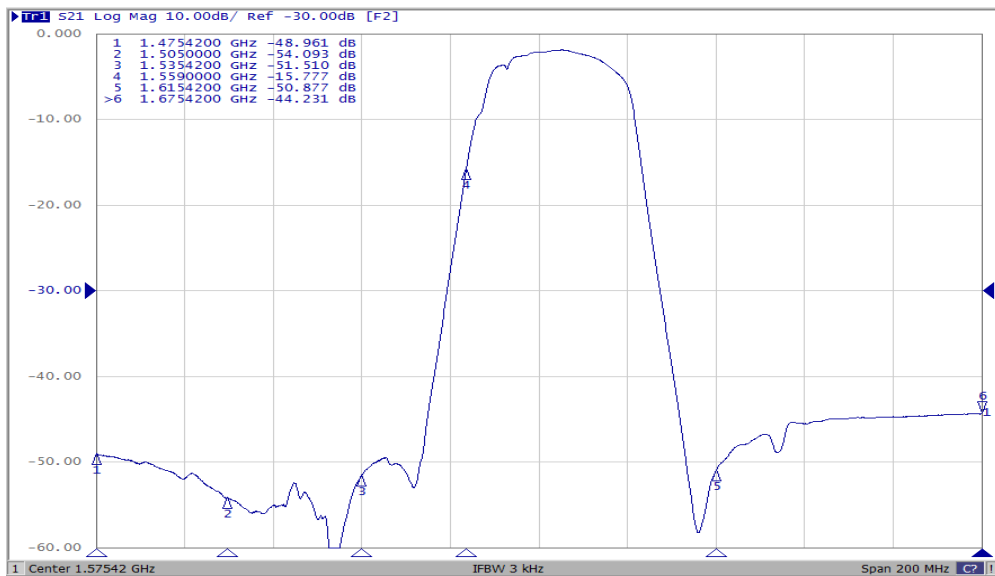
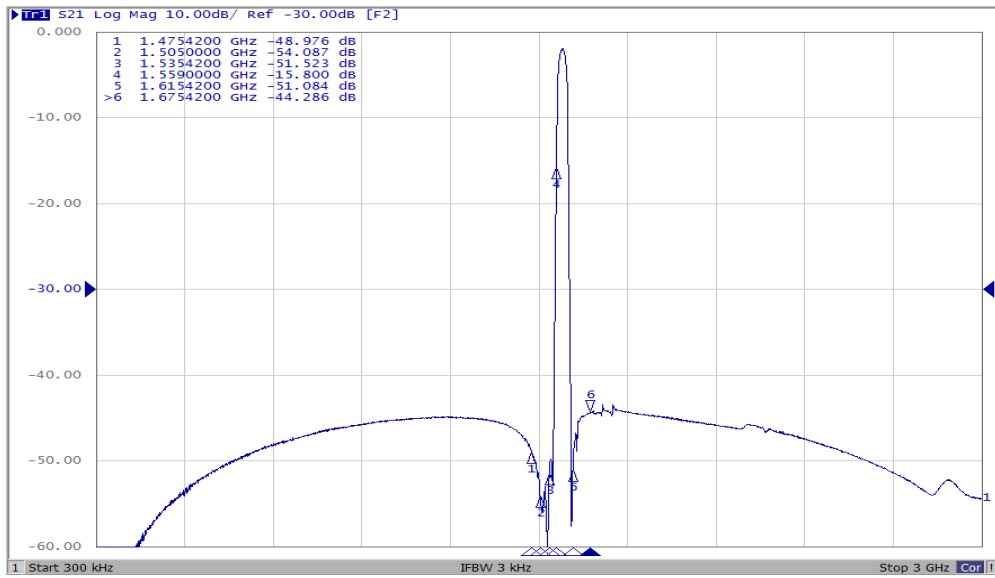
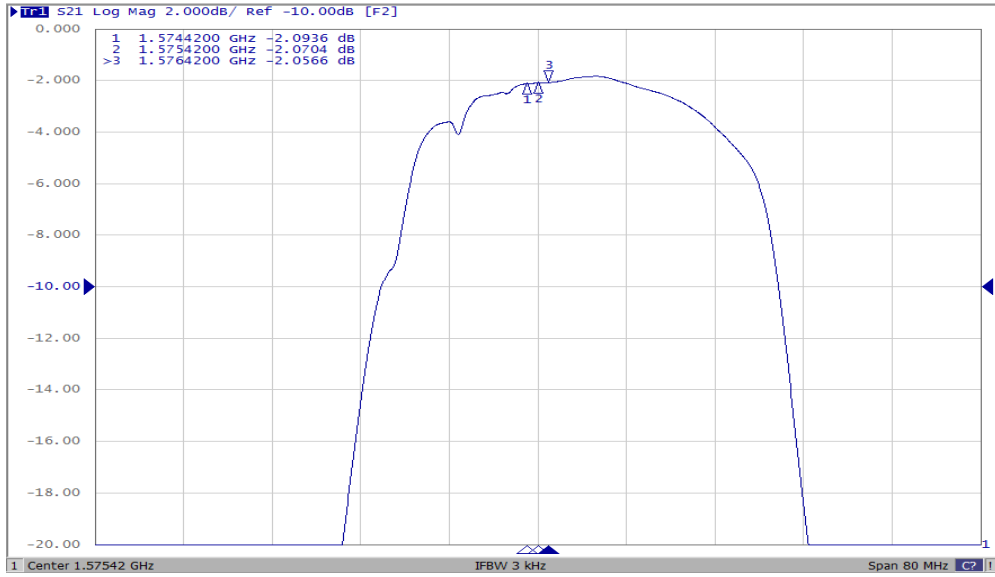
B. ELECTRICAL CHARACTERISTICS:

Item	Unit	Min.	Typ.	Max.
Center frequency Fc	MHz	-	1575.42	-
Insertion Loss (1574.42~1576.42 MHz) IL	dB	-	2.1	3.5
Amplitude Ripple (1574.42~1576.42 MHz)	dB	-	0.1	1.5
VSWR (1574.42~1576.42 MHz)	-	-	1.6	2.5
Attenuation (Reference level from 0 dB)				
1475.42 MHz	dB	35	49	-
1505 MHz	dB	41	54	-
1535.42 MHz	dB	30	51	-
1559 MHz (at +25°C only)	dB	10	15	-
1615.42 MHz	dB	30	59	-
1675.42 MHz	dB	40	44	-
Temperature coefficient of frequency	ppm/k	-	-36	-

C. MEASUREMENT CIRCUIT:

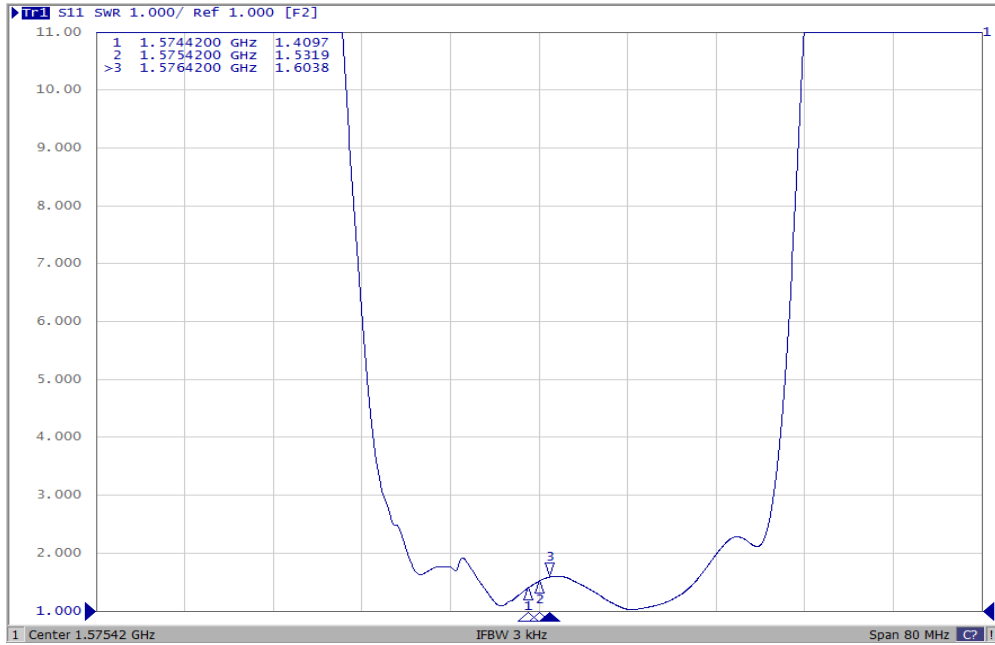


D. Frequency Characteristics:

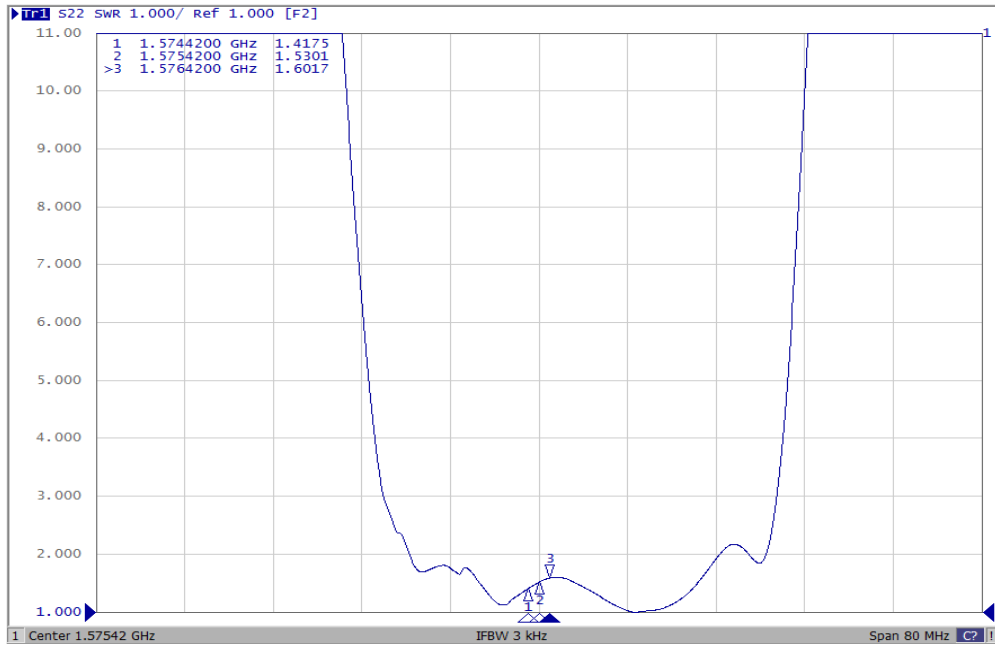


Reflection Functions:

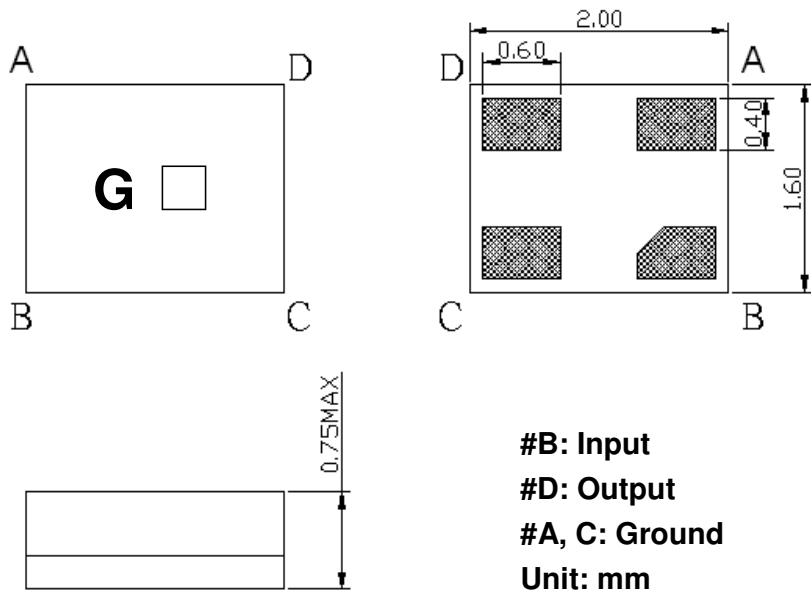
S11



S22



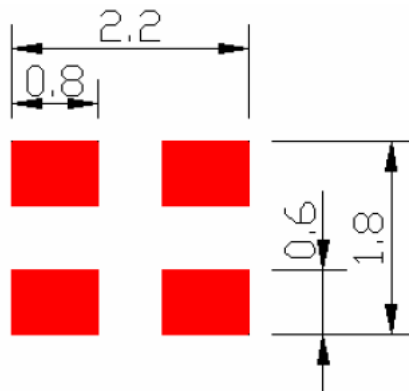
E. OUTLINE DRAWING:



□ : Year/Month Code (Follow the table)

YEAR/Month	1	2	3	4	5	6	7	8	9	10	11	12
2018	A	B	C	D	E	F	G	H	J	K	L	M
2019	N	P	Q	R	S	T	U	V	W	X	Y	Z
2020	a	b	c	d	e	f	g	h	j	k	i	m
2021	n	p	q	r	s	t	u	v	w	x	y	z
2018	A	B	C	D	E	F	G	H	J	K	L	M
2019	N	P	Q	R	S	T	U	V	W	X	Y	Z
2020	a	b	c	d	e	f	g	h	j	k	i	m
2021	n	p	q	r	s	t	u	v	w	x	y	z

F. PCB Footprint:



H. Recommended Reflow Profile:

1. Preheating shall be fixed at 150~180°C for 60~90 seconds.
2. Ascending time to preheating temperature 150°C shall be 30 seconds min.
3. Heating shall be fixed at 220°C for 50~80 seconds and at 260°C+0/-5°C peak (20~40sec).
4. Time: 2 times.

